

Scaled data based on original data using
LM-79-08 Approved Method: Electrical and Photometric Measurements of Solid-
State Lighting Products

Test Report Prepared for
Cooper Lighting Solutions
(formerly Eaton)

Brand: INVUE

Report Number: P141764

Luminaire Tested: **EMM-F03-LED-E1-T2-7030**

Issue Date: 03/03/2020

Test Information

Test Method: LM-79-08
Report Number: P141764
REPORT IS SCALED FROM IESNA LM-79-08 TEST DATA (P33682)
Test Lab: INNOVATION CENTER-P3
Issue Date: 03/03/2020
Manufacturer: COOPER LIGHTING SOLUTIONS (FORMERLY EATON)
Product Line: INVUE
Catalog Number: EMM-F03-LED-E1-T2-7030
Description: EPIC MODERN MEDIUM DECORATIVE LED LUMINAIRE
(3) LIGHTBARS WITH AccuLED OPTICS - TYPE 2
Light Source: (21) 3000K CCT, 70 CRI LEDs
Ballast/Driver: -

Summary

Lumens per Lamp: N/A
Luminaire Lumens: 6668.5 lumens
Efficiency: N/A
Efficacy: 85.2 lumens/watt
Luminous Opening: Rectangular (W 0.5' x L: 1' x H: 0')
IES Classification: Type II - Short - Semi-Cutoff
BUG Rating: B2 - U0 - G2

Input Watts (W): 78.3
Input Voltage (V): NR
Input Current (Ain): NR
Voltage Rise (V): NR
Power Factor: NR
Total Harmonic Distortion (THDi): NR
Frequency (hertz): 60
Stabilization Time: NR
Operation Time: NR
Ambient Temperature (°C): NR
Test Distance: 25 FT

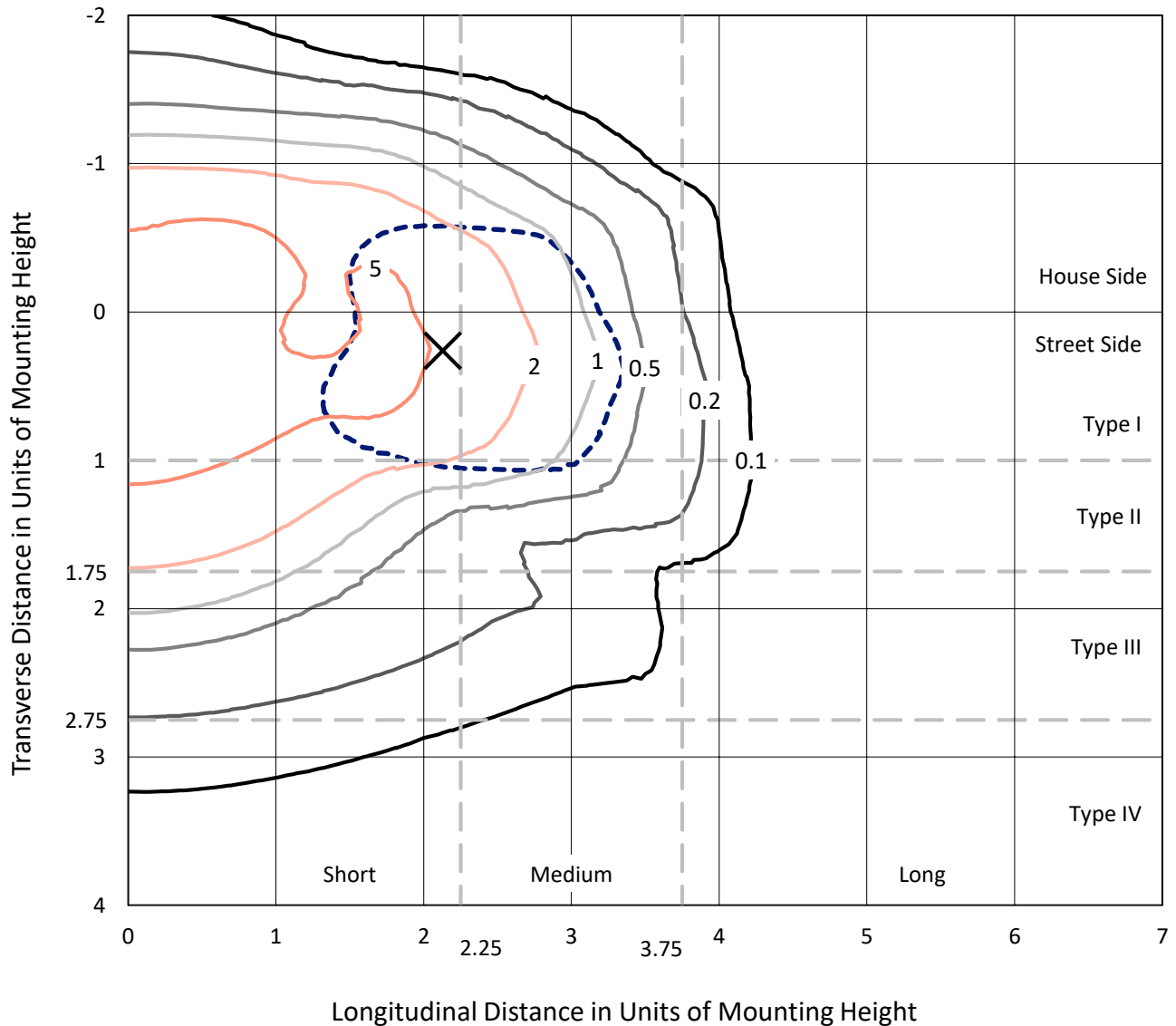


REPORT NUMBER: P141764

CATALOG NUMBER: EMM-F03-LED-E1-T2-7030

Iso-Footcandle Lines of Horizontal Illumination

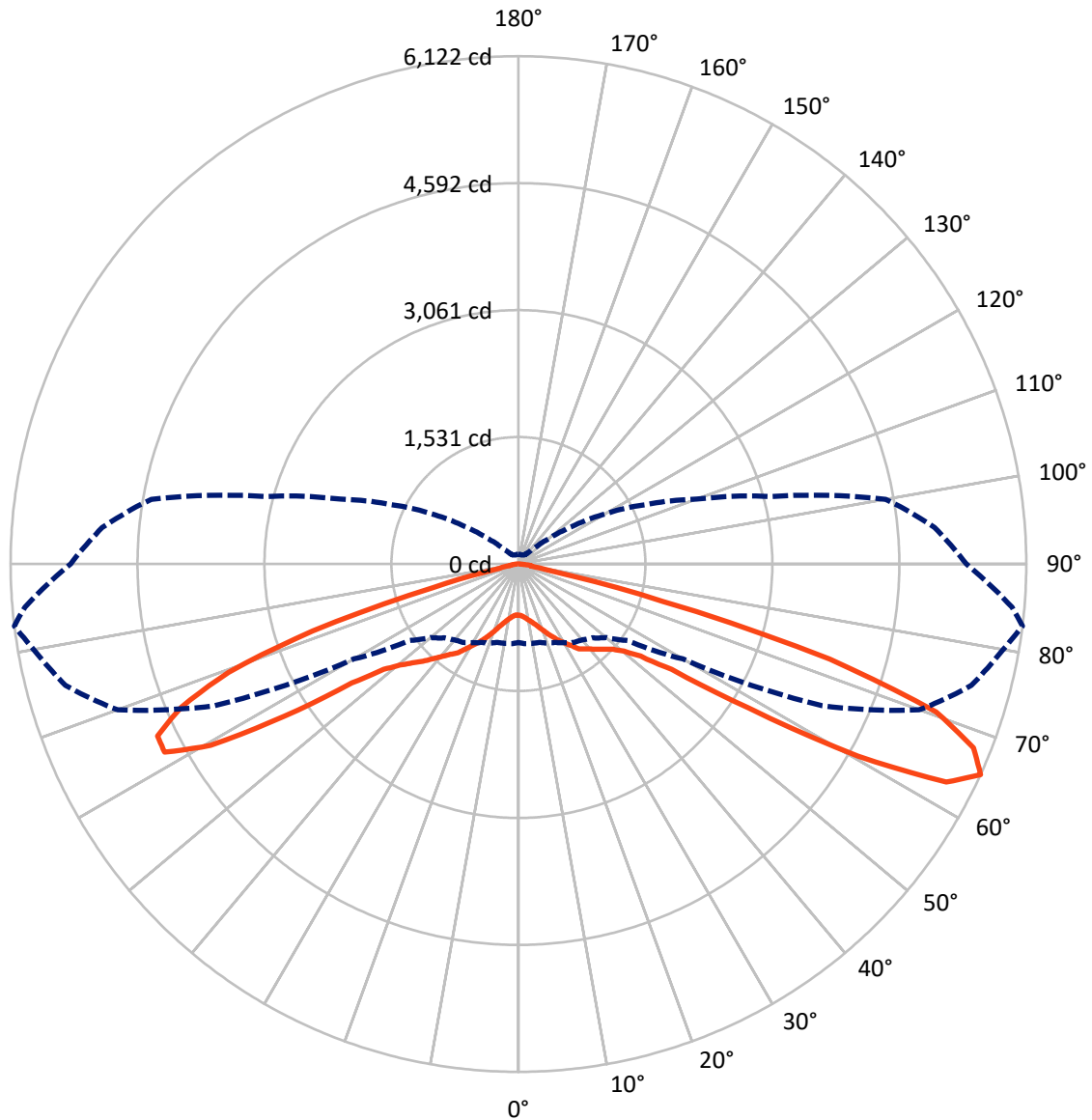
× Max cd
 - - - 1/2 Max cd



Based on 10 foot mounting height. Maximum calculated value = 7.8 fc
 Type II - Short - Semi-Cutoff

REPORT NUMBER: P141764
CATALOG NUMBER: EMM-F03-LED-E1-T2-7030

Luminous Intensity Polar Plot



— Vertical Plane Through 83-Deg Lateral - - - Horizontal Cone Through 65-Deg Vertical

REPORT NUMBER: P141764

CATALOG NUMBER: EMM-F03-LED-E1-T2-7030

FLUX DISTRIBUTION:

		Downward	Upward	Total
House Side	Lumens	2473.5	0.0	2473.5
	% Fixture	37.1	0.0	37.1
Street Side	Lumens	4195.0	0.0	4195.0
	% Fixture	62.9	0.0	62.9
Total	Lumens	6668.5	0.0	6668.5
	% Fixture	100.0	0.0	100.0

ZONAL LUMENS:

Zone	Lumens	% Fixture
0°-10°	62.1	0.9
10°-20°	217.7	3.3
20°-30°	430.0	6.4
30°-40°	740.0	11.1
40°-50°	1116.5	16.7
50°-60°	1553.7	23.3
60°-70°	1793.3	26.9
70°-80°	651.7	9.8
80°-90°	103.5	1.6
90°-100°	0.0	0.0
100°-110°	0.0	0.0
110°-120°	0.0	0.0
120°-130°	0.0	0.0
130°-140°	0.0	0.0
140°-150°	0.0	0.0
150°-160°	0.0	0.0
160°-170°	0.0	0.0
170°-180°	0.0	0.0
0°-90°	6668.5	100.0
0°-180°	6668.5	100.0

Coefficient of Utilization



REPORT NUMBER: P141764

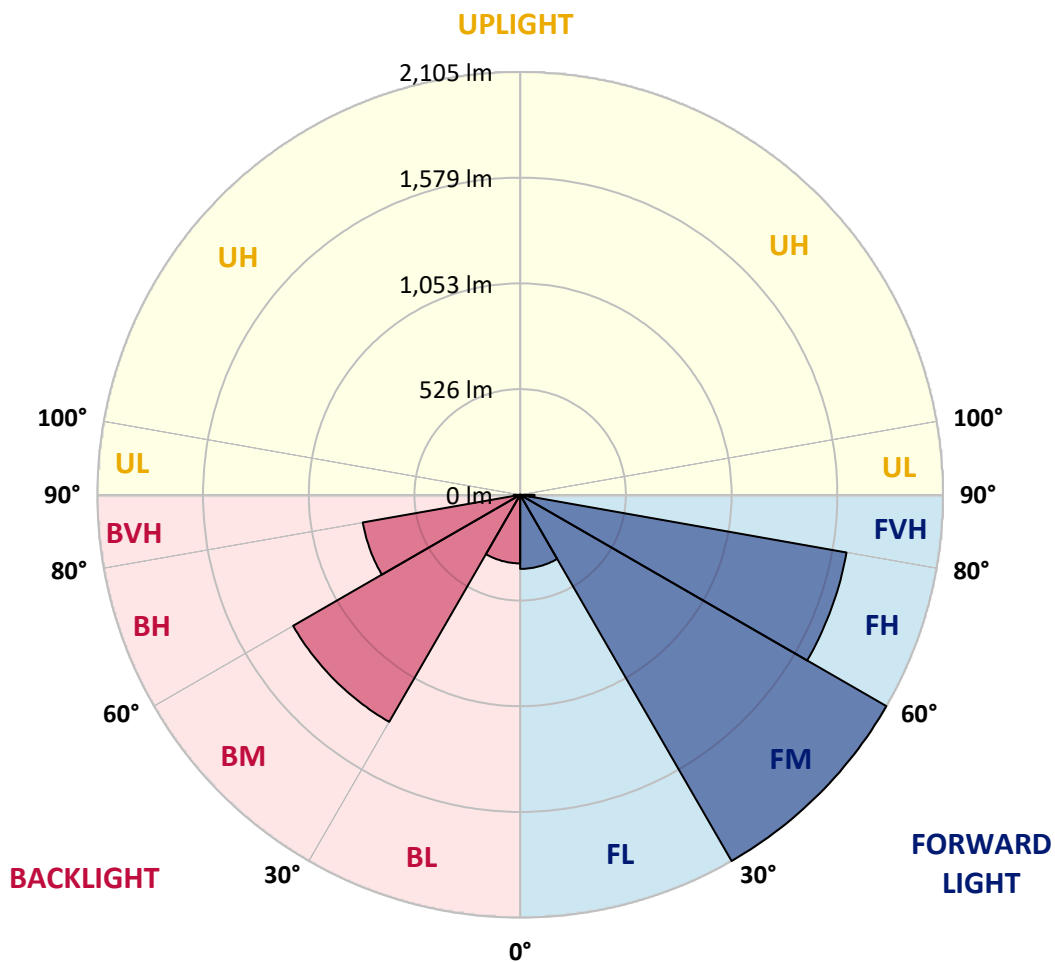
CATALOG NUMBER: EMM-F03-LED-E1-T2-7030

LUMINAIRE CLASSIFICATION SYSTEM LUMEN TABLE AND BUG RATING:

Zone		Lumens	% Fixture	Zone Rating/Lumen Limit		
				B	U	G
FL	(0°-30°)	368.7	5.5			
FM	(30°-60°)	2105.1	31.6			
FH	(60°-80°)	1649.7	24.7			G1/1800
FVH	(80°-90°)	71.5	1.1			G1/100
BL	(0°-30°)	341.1	5.1	B1/500		
BM	(30°-60°)	1305.1	19.6	B2/2500		
BH	(60°-80°)	795.3	11.9	B2/1000		G2/1000
BVH	(80°-90°)	32.0	0.5			G1/100
UL	(90°-100°)	0.0	0.0		U0/0	
UH	(100°-180°)	0.0	0.0		U0/0	

BUG Rating: B2-U0-G2

Type II Short





REPORT NUMBER: P141764

CATALOG NUMBER: EMM-F03-LED-E1-T2-7030

CANDELA DISTRIBUTION (FULL):

	0°	5°	10°	15°	20°	25°	30°	35°	40°	45°	50°
0°	617.5	617.5	617.5	617.5	617.5	617.5	617.5	617.5	617.5	617.5	617.5
2.5°	647.7	649.2	647.7	647.7	646.9	646.2	646.2	645.4	643.9	642.4	641.6
5°	683.1	683.9	681.6	681.6	682.4	681.6	679.3	680.1	674.1	671.8	670.3
7.5°	722.3	724.6	721.6	720.1	719.3	717.8	715.5	711.8	707.2	703.5	701.2
10°	766.8	769.1	767.6	764.5	760.0	757.8	755.5	749.5	744.2	738.2	733.6
12.5°	819.6	820.3	818.8	812.8	809.8	803.0	795.5	788.7	781.1	772.1	764.5
15°	871.6	872.4	870.1	864.1	860.3	852.0	841.5	832.4	819.6	809.0	799.2
17.5°	911.6	913.1	908.6	904.0	898.8	888.2	878.4	867.8	854.3	843.0	833.2
20°	925.1	927.4	924.4	922.1	919.1	913.8	904.0	895.0	882.9	874.6	867.1
22.5°	919.1	921.4	919.9	919.9	919.9	919.1	914.6	912.3	904.8	901.0	899.5
25°	910.1	912.3	910.8	912.3	915.3	919.1	919.1	923.6	922.9	928.9	932.7
27.5°	933.4	935.0	931.2	931.2	934.2	940.2	938.7	947.8	949.3	961.3	972.7
30°	1014.9	1014.9	1008.8	1002.8	1005.1	1003.6	1002.1	1008.1	1008.1	1019.4	1024.7
32.5°	1136.3	1128.0	1127.2	1126.5	1121.2	1125.0	1112.9	1113.6	1108.4	1109.9	1107.6
35°	1269.7	1269.0	1266.0	1264.4	1262.2	1273.5	1264.4	1272.0	1253.1	1246.4	1233.5
37.5°	1386.6	1389.6	1391.9	1403.2	1408.5	1431.1	1436.4	1440.1	1420.5	1421.3	1392.6
40°	1504.2	1508.0	1516.3	1536.6	1551.7	1572.8	1582.6	1598.5	1600.0	1603.0	1581.9
42.5°	1632.4	1626.4	1637.7	1663.3	1682.2	1703.3	1716.1	1745.5	1762.1	1770.4	1773.4
45°	1735.7	1728.9	1734.2	1749.3	1766.6	1793.8	1821.6	1865.4	1900.8	1939.3	1960.4
47.5°	1789.2	1790.7	1794.5	1803.6	1815.6	1842.0	1881.2	1937.0	1994.3	2056.1	2111.2
50°	1806.6	1807.3	1812.6	1821.6	1833.0	1860.9	1901.6	1964.9	2034.3	2121.0	2205.4
52.5°	1811.8	1808.8	1814.1	1818.6	1826.2	1849.5	1888.0	1954.4	2032.8	2137.6	2262.7
55°	1792.2	1788.5	1797.5	1803.6	1809.6	1828.4	1857.8	1918.9	2000.3	2119.5	2283.1
57.5°	1716.8	1717.6	1730.4	1746.2	1762.1	1787.7	1826.2	1884.2	1964.9	2082.5	2265.8
60°	1589.4	1587.2	1603.0	1622.6	1649.7	1690.5	1738.0	1796.8	1863.9	1961.9	2142.1
62.5°	1357.9	1367.0	1372.3	1401.7	1403.2	1461.2	1492.2	1551.0	1608.3	1683.7	1845.8
65°	945.5	965.1	970.4	977.9	1013.4	1043.5	1093.3	1155.1	1192.8	1259.2	1379.8
67.5°	588.9	603.2	603.9	623.6	654.5	689.2	727.6	790.2	847.5	858.0	918.4
70°	488.6	489.3	499.9	514.2	538.4	573.8	611.5	655.2	707.2	740.4	734.4
72.5°	404.9	409.4	417.0	431.3	457.7	489.3	537.6	593.4	658.2	724.6	783.4
75°	271.4	279.0	281.2	288.0	300.8	329.5	365.7	418.5	502.2	600.9	726.1
77.5°	144.0	145.5	150.8	156.1	162.9	180.2	203.6	230.7	285.8	371.0	518.0
80°	73.1	76.2	79.9	83.7	82.9	87.5	94.2	106.3	125.2	162.9	234.5
82.5°	26.4	33.9	44.5	49.8	49.8	51.3	53.5	55.8	54.3	60.3	75.4
85°	12.1	13.6	17.3	27.1	27.9	27.9	27.9	29.4	27.9	24.9	29.4
87.5°	0.0	2.3	2.3	6.8	7.5	6.8	7.5	9.8	7.5	6.0	5.3
90°	0.0	0.0	0.0	0.0	0.0	0.0	0.0	0.0	0.0	0.0	0.0



REPORT NUMBER: P141764

CATALOG NUMBER: EMM-F03-LED-E1-T2-7030

CANDELA DISTRIBUTION (continued):

	55°	60°	65°	70°	75°	80°	83°	85°	90°	95°	100°
0°	617.5	617.5	617.5	617.5	617.5	617.5	617.5	617.5	617.5	617.5	617.5
2.5°	637.9	636.4	632.6	631.1	626.6	623.6	622.0	620.5	618.3	615.3	613.0
5°	665.8	661.3	656.0	653.0	646.9	640.9	638.6	635.6	630.3	625.8	620.5
7.5°	695.2	689.9	683.9	677.1	671.1	664.3	661.3	658.2	650.7	644.7	637.1
10°	726.8	719.3	712.5	706.5	701.2	693.7	688.4	686.1	679.3	670.3	662.8
12.5°	757.0	748.7	741.9	734.4	729.1	723.1	717.8	715.5	710.3	702.0	695.9
15°	788.7	780.4	772.8	767.6	761.5	757.8	754.7	751.0	748.7	741.9	738.9
17.5°	822.6	815.1	808.3	803.8	801.5	800.7	800.0	798.5	796.2	791.7	789.4
20°	861.1	854.3	852.0	851.3	852.0	852.8	854.3	854.3	855.0	852.0	851.3
22.5°	898.0	898.0	901.8	906.3	910.8	913.8	916.1	913.1	913.8	918.4	922.1
25°	938.7	945.5	955.3	962.8	969.6	974.9	977.9	979.4	980.9	987.7	994.5
27.5°	982.5	993.0	1007.3	1017.1	1030.0	1038.2	1044.3	1043.5	1045.8	1054.8	1066.9
30°	1036.7	1047.3	1062.4	1075.9	1093.3	1105.4	1107.6	1106.1	1109.1	1117.4	1141.5
32.5°	1112.9	1115.2	1125.0	1138.5	1157.4	1169.4	1171.7	1175.5	1182.3	1197.3	1226.7
35°	1220.0	1210.2	1209.4	1215.4	1233.5	1256.9	1259.2	1261.4	1264.4	1284.1	1323.3
37.5°	1364.7	1324.8	1300.6	1281.8	1284.1	1292.3	1296.9	1298.4	1305.9	1336.1	1402.4
40°	1546.4	1471.8	1418.3	1364.7	1345.1	1346.6	1348.1	1346.6	1361.7	1408.5	1495.2
42.5°	1745.5	1679.9	1586.4	1475.6	1419.8	1401.7	1403.9	1405.4	1428.8	1496.7	1593.2
45°	1956.6	1914.4	1805.8	1632.4	1512.5	1466.5	1465.0	1468.0	1506.5	1602.2	1704.0
47.5°	2142.1	2152.7	2072.7	1869.1	1663.3	1546.4	1536.6	1541.9	1604.5	1707.0	1810.3
50°	2289.1	2358.5	2352.5	2191.1	1907.6	1684.4	1649.7	1657.3	1731.2	1837.5	1930.2
52.5°	2400.0	2541.0	2631.4	2567.3	2320.8	1934.7	1845.0	1832.2	1924.9	2037.3	2094.6
55°	2473.9	2702.3	2939.8	3050.7	2950.4	2475.4	2240.9	2213.0	2313.3	2456.5	2481.4
57.5°	2522.9	2898.4	3409.6	3837.8	3974.3	3567.1	3273.1	3156.2	3229.4	3380.9	3348.5
60°	2441.4	2976.0	3976.6	4744.1	5132.4	5031.4	4704.2	4527.7	4391.3	4379.9	4199.7
62.5°	2129.3	2791.3	4206.5	5175.4	5721.3	5847.2	5789.2	5580.3	5202.6	4992.9	4585.8
65°	1606.0	2286.9	4042.9	5142.2	5654.2	5933.2	6122.4	5972.4	5399.3	5036.7	4495.3
67.5°	1026.2	1476.3	3362.8	4743.4	5224.4	5538.1	5916.6	5848.0	5115.8	4652.9	4064.0
70°	749.5	818.1	2281.6	4015.0	4544.3	4820.3	5340.5	5310.4	4486.3	3966.0	3382.4
72.5°	863.3	610.0	1250.9	2999.4	3408.8	3626.0	3923.8	3850.6	3134.4	2773.2	2360.0
75°	973.4	682.4	705.0	1779.4	1904.6	1752.3	1793.0	1557.0	1214.7	1076.7	1060.9
77.5°	819.6	855.8	639.4	764.5	704.2	507.4	380.0	297.8	233.0	250.3	278.2
80°	476.5	962.1	846.0	398.1	446.4	355.1	158.3	131.2	108.6	110.1	111.6
82.5°	147.0	600.9	1190.6	486.3	441.8	500.7	145.5	89.0	71.6	80.7	91.2
85°	49.0	251.8	954.6	510.5	285.8	266.9	64.1	43.7	36.2	50.5	71.6
87.5°	12.1	61.1	177.2	67.1	42.2	25.6	21.9	15.8	17.3	31.7	44.5
90°	0.0	0.0	0.0	0.0	0.0	0.0	0.0	0.0	0.0	0.0	0.0



REPORT NUMBER: P141764

CATALOG NUMBER: EMM-F03-LED-E1-T2-7030

CANDELA DISTRIBUTION (continued):

	105°	110°	115°	120°	125°	130°	135°	140°	145°	150°	155°
0°	617.5	617.5	617.5	617.5	617.5	617.5	617.5	617.5	617.5	617.5	617.5
2.5°	611.5	609.2	607.0	605.5	603.2	603.2	600.9	600.9	597.9	596.4	596.4
5°	616.0	611.5	607.7	603.9	600.2	598.7	595.7	594.1	591.1	588.9	587.4
7.5°	631.1	625.1	620.5	616.0	611.5	609.2	606.2	603.2	602.4	600.9	599.4
10°	656.7	648.4	644.7	641.6	635.6	634.1	631.1	628.8	626.6	624.3	625.1
12.5°	689.9	683.9	682.4	676.3	674.8	672.6	668.0	666.5	660.5	656.0	653.7
15°	732.1	729.9	729.9	726.8	722.3	718.6	711.8	708.0	697.4	690.7	683.1
17.5°	787.9	785.7	786.4	783.4	778.1	771.3	763.8	752.5	736.7	724.6	709.5
20°	852.8	852.0	853.5	851.3	844.5	835.4	817.3	800.7	778.9	757.0	740.4
22.5°	925.1	928.9	930.4	924.4	916.9	898.0	878.4	854.3	824.9	796.2	772.8
25°	1002.1	1011.1	1016.4	1008.1	999.0	974.9	945.5	913.1	871.6	836.9	806.0
27.5°	1077.5	1096.3	1103.8	1099.3	1085.0	1051.1	1011.9	968.9	918.4	872.4	832.4
30°	1167.2	1192.1	1205.6	1198.8	1171.0	1126.5	1079.0	1020.9	956.8	901.8	853.5
32.5°	1261.4	1292.3	1302.1	1287.8	1247.1	1191.3	1129.5	1058.6	986.2	922.9	868.6
35°	1366.2	1394.9	1397.1	1369.3	1315.7	1244.8	1167.9	1082.7	999.8	928.9	869.4
37.5°	1457.5	1486.1	1483.9	1442.4	1377.5	1289.3	1191.3	1088.0	991.5	910.8	846.0
40°	1553.2	1584.9	1567.6	1514.0	1430.3	1318.0	1194.3	1069.9	959.8	871.6	800.7
42.5°	1654.3	1667.8	1636.9	1569.8	1462.0	1317.2	1168.7	1026.9	910.1	812.1	737.4
45°	1747.0	1736.4	1692.0	1602.2	1459.7	1284.8	1118.2	973.4	843.7	745.7	672.6
47.5°	1829.9	1796.8	1728.2	1602.2	1424.3	1227.5	1053.3	904.0	775.1	676.3	603.9
50°	1919.7	1850.3	1743.2	1574.3	1360.2	1158.1	984.7	834.7	702.0	600.9	521.8
52.5°	2038.8	1914.4	1743.2	1523.8	1293.9	1088.0	912.3	754.0	616.8	511.2	432.8
55°	2317.8	2048.6	1773.4	1495.9	1235.0	1014.1	826.4	649.9	516.5	415.5	350.6
57.5°	2865.9	2342.7	1924.9	1547.2	1213.2	934.2	715.5	534.6	407.9	323.5	269.2
60°	3322.1	2580.2	2047.8	1586.4	1177.7	830.9	579.8	409.4	303.1	239.0	203.6
62.5°	3439.7	2583.2	1997.3	1484.6	1034.5	676.3	427.5	282.0	208.1	173.4	154.6
65°	3145.7	2284.6	1698.7	1210.9	787.9	469.7	267.7	171.2	138.7	126.7	119.1
67.5°	2644.3	1820.1	1259.2	844.5	496.9	258.6	150.0	117.6	105.6	101.8	98.0
70°	2028.2	1278.8	819.6	494.6	260.1	134.2	107.1	96.5	91.2	89.0	86.0
72.5°	1250.1	755.5	445.6	237.5	129.7	102.5	95.8	92.0	85.2	82.2	79.2
75°	530.8	324.2	184.7	120.6	104.1	98.0	92.7	88.2	82.9	78.4	75.4
77.5°	178.7	123.7	109.3	105.6	104.1	98.0	91.2	85.2	79.9	74.6	71.6
80°	108.6	98.8	101.0	100.3	104.1	97.3	88.2	81.4	75.4	70.1	66.4
82.5°	94.2	93.5	95.8	98.0	103.3	93.5	82.9	73.1	65.6	60.3	56.5
85°	81.4	82.9	84.4	86.0	89.0	79.2	67.1	58.1	52.0	45.2	42.2
87.5°	54.3	58.8	61.8	62.6	60.3	37.7	21.9	25.6	26.4	22.6	20.4
90°	0.0	0.0	0.0	0.0	0.0	0.0	0.0	0.0	0.0	0.0	0.0



REPORT NUMBER: P141764

CATALOG NUMBER: EMM-F03-LED-E1-T2-7030

CANDELA DISTRIBUTION (continued):

	160°	165°	170°	175°	180°
0°	617.5	617.5	617.5	617.5	617.5
2.5°	594.1	593.4	595.7	593.4	593.4
5°	586.6	585.9	585.9	585.9	584.3
7.5°	598.7	597.9	597.2	597.2	596.4
10°	622.0	621.3	621.3	620.5	620.5
12.5°	649.9	646.9	646.2	644.7	645.4
15°	677.1	668.8	666.5	664.3	662.0
17.5°	698.2	688.4	683.1	678.6	678.6
20°	724.6	711.8	705.0	698.2	698.2
22.5°	754.7	737.4	728.4	720.8	717.8
25°	779.6	757.8	744.9	735.9	733.6
27.5°	798.5	770.6	754.0	743.4	740.4
30°	813.6	781.9	762.3	751.0	746.5
32.5°	823.4	788.7	767.6	756.3	751.7
35°	818.1	781.1	755.5	741.9	738.9
37.5°	791.7	752.5	722.3	708.0	702.7
40°	743.4	701.2	669.5	652.2	649.2
42.5°	680.1	637.9	607.7	589.6	581.3
45°	612.2	568.5	539.9	523.3	513.5
47.5°	539.1	496.1	466.7	450.1	443.3
50°	462.2	420.7	395.8	377.8	371.0
52.5°	382.3	345.3	320.4	305.4	297.8
55°	306.1	276.0	254.8	245.0	239.8
57.5°	239.0	219.4	207.3	201.3	197.5
60°	185.5	175.7	171.2	166.6	167.4
62.5°	144.8	142.5	141.0	138.7	139.5
65°	116.9	115.4	116.1	115.4	116.1
67.5°	95.8	96.5	98.0	98.0	98.8
70°	84.4	85.2	86.7	86.7	86.7
72.5°	78.4	79.9	81.4	80.7	80.7
75°	73.9	77.7	80.7	77.7	74.6
77.5°	69.4	78.4	86.7	79.9	71.6
80°	63.3	82.9	92.7	80.7	68.6
82.5°	60.3	79.9	81.4	70.1	60.3
85°	55.8	90.5	94.2	64.1	46.0
87.5°	28.7	54.3	62.6	43.0	23.4
90°	0.0	0.0	0.0	0.0	0.0

(END OF REPORT)